



دارایا

پلتفرم کپی تریدینگ

مدرس: مصطفی جدیدی

Everything is relative

Supply and Demand



Expectations

Bitcoin and S&P 500 correlation



Historical Correlation of Bitcoin to the S&P 500



180 days correlation

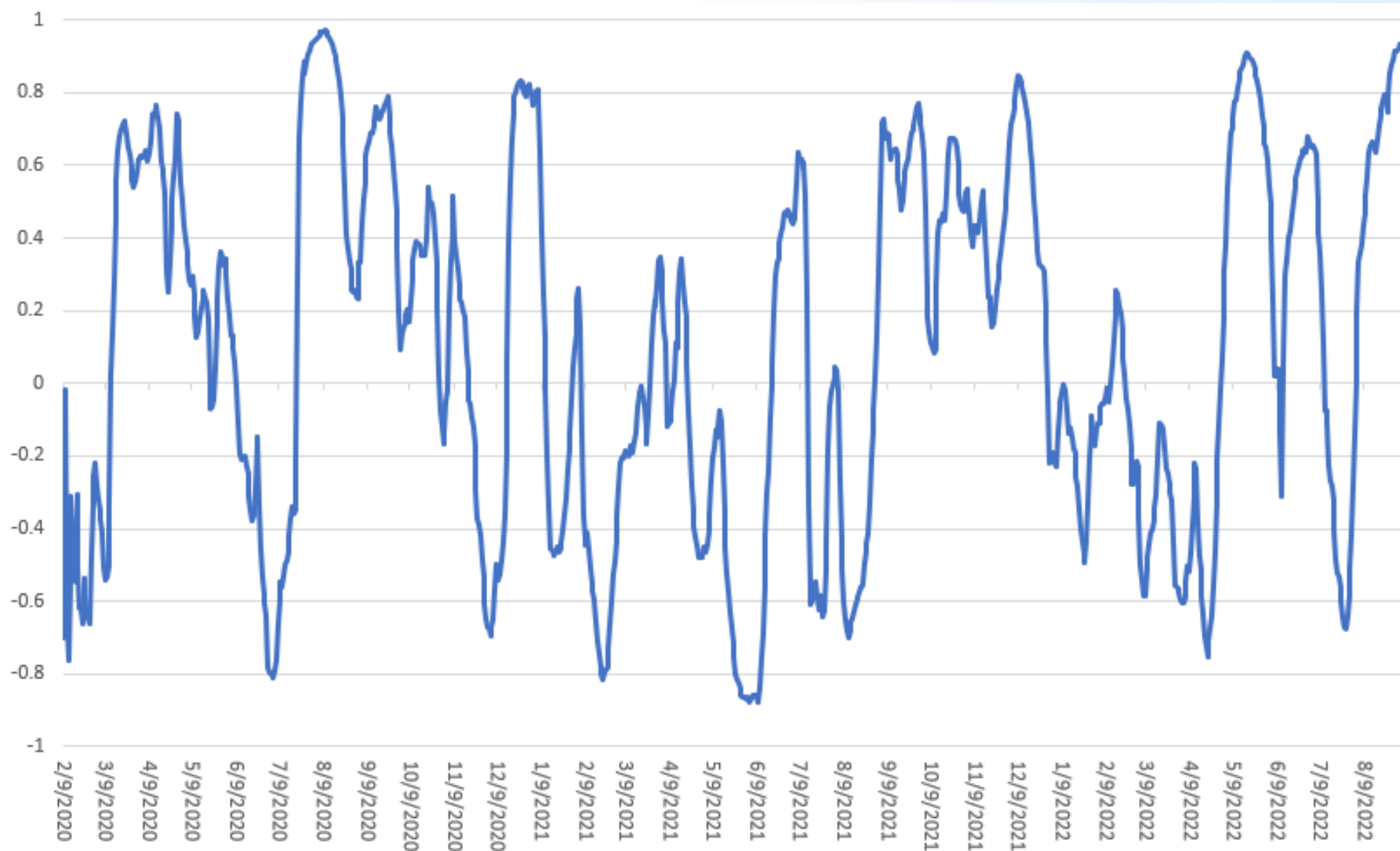
	BTC	ETH	BNB	ADA	XRP	LTC	XMR	DOGE	SOL	DOT	AVAX	GOLD	SP500	
BTC	1													
ETH	0.9	1												
BNB	0.84	0.83	1											
ADA	0.76	0.78	0.77	1										
XRP	0.78	0.78	0.82	0.78	1									
LTC	0.83	0.85	0.83	0.83	0.84	1								
XMR	0.68	0.67	0.67	0.59	0.61	0.63	1							
DOGE	0.74	0.73	0.75	0.69	0.73	0.74	0.6	1						
SOL	0.79	0.85	0.8	0.79	0.8	0.81	0.63	0.75	1					
DOT	0.81	0.83	0.86	0.84	0.85	0.87	0.65	0.76	0.87	1				
AVAX	0.82	0.87	0.85	0.8	0.82	0.81	0.6	0.73	0.9	0.86	1			
GOLD	0.04	0.07	0.12	0.04	0.05	0.07	0.14	0.01	0.03	0.07	0.09	1		
SP500	0.58	0.59	0.48	0.53	0.49	0.56	0.38	0.47	0.54	0.58	0.53	-0.01	1	
DOW	0.51	0.53	0.42	0.48	0.44	0.5	0.38	0.43	0.48	0.53	0.47	-0.01	0.96	

Gold in crypto













Bitcoin and Gold correlation



Bitcoin on 6 September



Bitcoin on 6 September

Time	Event	Impact	Actual	Dev	Consensus	Previous
TUESDAY, SEPTEMBER 6						
18:30	 USD ISM Services Employment Index(Aug)		50.2	0.91	48.2	49.1
18:30	 USD ISM Services New Orders Index(Aug)		61.8	1.63	57	59.9
18:30	 USD ISM Services PMI(Aug)		56.9	1.16	55.1	56.7
18:30	 USD ISM Services Prices Paid(Aug)		71.5	-1.39	76.5	72.3



PMI

PURCHASE MANAGERS INDEX

0-100

**From 250 company
19 industry**

Bitcoin on 26 August



Bitcoin on 26 August



Time	Event	Impact	Actual	Dev i	Consensus	Previous
FRIDAY, AUGUST 26						
17:00	USD Core Personal Consumption Expenditures - Price Index (MoM)(Jul)		0.1%	-3.16	0.3%	0.6%
17:00	USD Core Personal Consumption Expenditures - Price Index (YoY)(Jul)		4.6%	-1.34	4.7%	4.8%
17:00	USD Goods Trade Balance(Jul) PREL		\$-89.1B	-	-	\$-99.5B
17:00	USD Personal Consumption Expenditures - Price Index (MoM)(Jul)		-0.1%	-1.73	0.6%	1%
17:00	USD Personal Consumption Expenditures - Price Index (YoY)(Jul)		6.3%	-3.31	7.4%	6.8%
17:00	USD Personal Income (MoM)(Jul)		0.2%	-5.35	0.6%	0.7% i
17:00	USD Personal Spending(Jul)		0.1%	-1.05	0.4%	1% i



PCE



Core Personal Consumption Expenditures



Food

Energy prices



Personal
Income









Personal
Spending

The change in the total value of
income and spending
from all sources by consumers

Bitcoin on 19 August



Bitcoin on 19 August

Time	Event	Impact	Actual	Dev i	Consensus	Previous
FRIDAY, AUGUST 19						
10:30	 GBP Retail Sales (MoM)(Jul)		0.3%	0.52	-0.2%	-0.2% i
10:30	 GBP Retail Sales (YoY)(Jul)		-3.4%	-0.07	-3.3%	-6.1% i
10:30	 GBP Retail Sales ex-Fuel (MoM)(Jul)		0.4%	0.59	-0.2%	0.2% i
10:30	 GBP Retail Sales ex-Fuel (YoY)(Jul)		-3%	0.08	-3.1%	-6.2% i



Retail Sales

Services and durable
and non-durable goods.

70% of U.S. GDP























Bitcoin on 17 August



www.Daraya.ir



Bitcoin on 17 August

Time	Event	Impact	Actual	Dev i	Consensus	Previous
WEDNESDAY, AUGUST 17						
10:30	 GBP Consumer Price Index (MoM)(Jul)		0.6%	1.23	0.4%	0.8%
10:30	 GBP Consumer Price Index (YoY)(Jul)		10.1%	1.88	9.8%	9.4%
10:30	 GBP Core Consumer Price Index (YoY)(Jul)		6.2%	2.04	5.9%	5.8%
10:30	 GBP PPI Core Output (MoM) n.s.a(Jul)		1%	1.33	0%	0.7% i
10:30	 GBP PPI Core Output (YoY) n.s.a (Jul)		14.6%	-1.96	15.9%	14.9% i
10:30	 GBP Producer Price Index - Input (MoM) n.s.a(Jul)		0.1%	-0.89	1%	1.8%
10:30	 GBP Producer Price Index - Input (YoY) n.s.a(Jul)		22.6%	-0.60	23.9%	24.1% i
10:30	 GBP Producer Price Index - Output (MoM) n.s.a(Jul)		1.6%	1.58	0.8%	1.4%
10:30	 GBP Producer Price Index - Output (YoY) n.s.a(Jul)		17.1%	1.80	16.2%	16.4% i
10:30	 GBP Retail Price Index (MoM)(Jul)		0.9%	4.01	0.6%	0.9%
10:30	 GBP Retail Price Index (YoY)(Jul)		12.3%	2.37	12%	11.8%







CPI

Consumer Price Index



Bitcoin on 26 August

www.Daraya.ir

Time	Event	Impact
FRIDAY, AUGUST 26		
18:30	 USD Fed's Chair Powell speech	
18:30	 USD Jackson Hole Symposium	

Bitcoin at 26 August





Jackson Hole

140 central bank
Nobel Prize winners

The Federal Reserve
only makes decisions
based on **Actual Data**
Not Predictions

Bitcoin on 10-15 June





Bitcoin on 10-15 June

WEDNESDAY, JUNE 15

22:30  USD Fed Interest Rate Decision



1.75%

-

1.5%

1%



Federal reserve members



Jay Powell



Federal reserve members



Lael Brainard



Only **Data**

دارایا

پلتفرم کپی تریدینگ

